

## Servicename, instancename in the portal and in Lasetnet Developer must be the same.

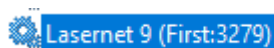
- 2021-04-28 - Comments (0) - Lasetnet Developer FAQs

# Lasetnet

When the instance name in the portal and the instance name in Lasetnet Developer do not match, then this can cause instability, missing log files etc.

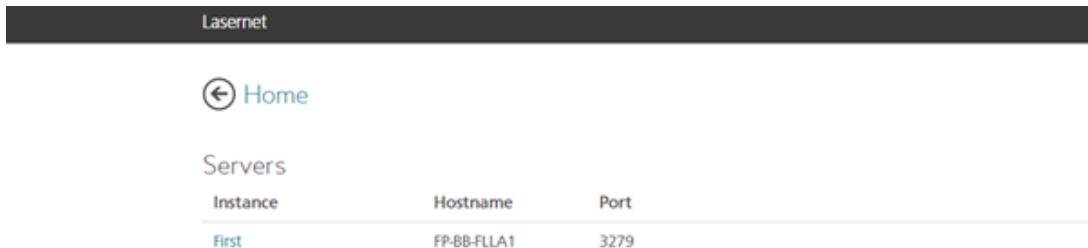
To resolve this issue, follow these steps:

1. Check your Service name - in the example, we have the name 'First'.



2. Check your instance name in Portal.

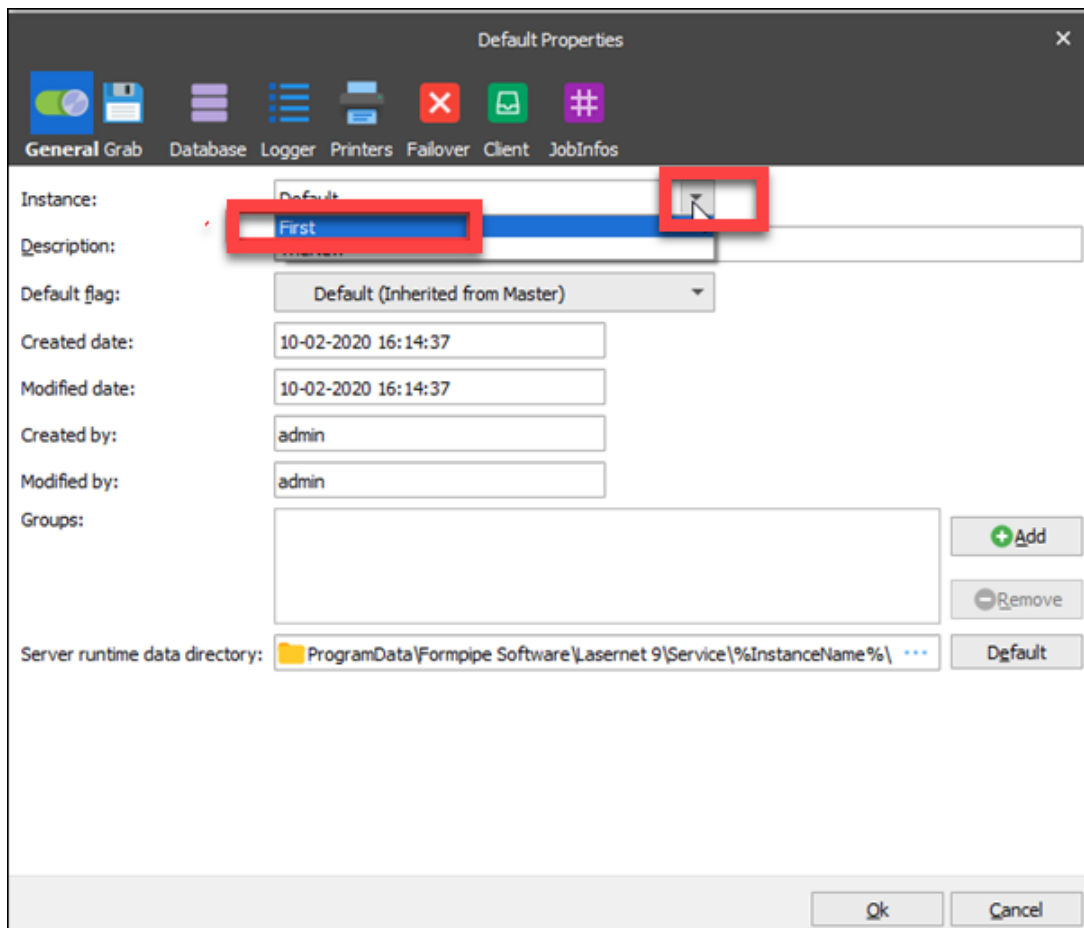
If different from the Service name, delete the instance from the portal and create it again with the correct name. Pay special attention to the use of underscores, dashes and spaces.



Lasetnet		
<a href="#">← Home</a>		
Servers		
Instance	Hostname	Port
First	FP-BB-FLLA1	3279

3. Open Lasetnet Developer, click **Servers** in the Tool Menu and open its Properties window.

4. Click the drop-down menu, select the instance name and click Ok



5. Click the **Commit** tab and then **Deploy**.