

How to set up a remote connection to Lاسernet 10.2 server from a local machine

Kacper Dylewski - 2023-09-15 - Comments (0) - Lاسernet General Information

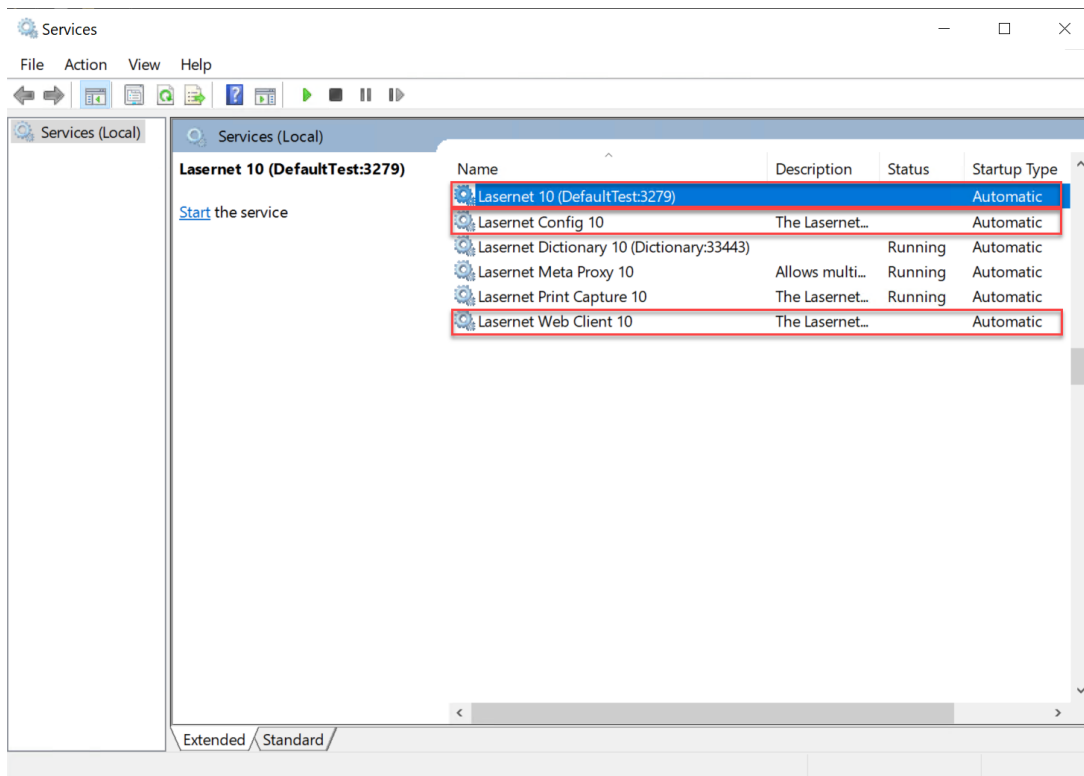


This article describes the setup required to remotely connect to a Lاسernet server from a local machine, enabling you to make development changes on your local machine and deploy them to your remote Lاسernet server.

Ensure the Lاسernet Server has a public IP address associated with it and a Fully Qualified Domain Name (FDQN). The Lاسernet Server and Lاسernet Web Client must be installed on your Lاسernet server.

Lاسernet Server Setup

1. Stop the following Lاسernet Services in services.msc.



2. Navigate to `C:\ProgramData\Formpipe Software\Lasernet 10\Config\Default`
3. Open 'ServerSettings.json' with Notepad/Notepad++.
4. Under the Server Name add the FQDN and save the changes.

```

{
  "Service": {
    "Bindings": [{
      "Hostname": "localhost"
    }, {
      "Hostname": "servername"
    }, {
      "Hostname": "servername.local.cloudapp.azure.com",
    }
  ]
}

```

5. Start the Lasernet Services within services.msc.
6. Open the 'config.Inlog' within `C:\ProgramData\Formpipe Software\Lasernet 10\Config\Default`. This is the log for the configuration server.
7. Ensure the "Listening on <https://servername.local.cloudapp.azure.com:33443/>" with your FQDN is visible.

```
*ConfigInlog - Notepad
File Edit Format View Help
2022-10-27 13:49:40.305;Lasernet Config;1;4348;0;0;Embedded database path; 'C:\ProgramData\Fompipe Software\Lasernet 10\Config\Default\Databases\Repository'
2022-10-27 13:49:40.337;Lasernet Config;1;4348;0;0;Found embedded LocalDB configuration; 'b46cd801-860a-48cc-8da9-dfe1ebc2853c'
2022-10-27 13:49:40.337;Lasernet Config;1;4348;0;0;Found embedded LocalDB configuration; 'e6fde37c-4320-41e1-904b-f7d0518c7db4'
2022-10-27 13:50:07.318;Lasernet Config;0;4348;0;0;Backing up LocalDB database 'Lasernet 10 Configuration b46cd801-860a-48cc-8da9-dfe1ebc2853c' to 'C:\ProgramDat
2022-10-27 13:50:08.291;Lasernet Config;0;4348;0;0;Finished backing up LocalDB database 'Lasernet 10 Configuration b46cd801-860a-48cc-8da9-dfe1ebc2853c' to 'C:\F
2022-10-27 13:50:08.510;Lasernet Config;0;4348;0;0;Backing up LocalDB database 'Lasernet 10 Configuration e6fde37c-4320-41e1-904b-f7d0518c7db4' to 'C:\ProgramDat
2022-10-27 13:50:08.917;Lasernet Config;0;4348;0;0;Finished backing up LocalDB database 'Lasernet 10 Configuration e6fde37c-4320-41e1-904b-f7d0518c7db4' to 'C:\F
2022-10-27 13:50:09.120;Lasernet Config;0;4348;0;0;Backing up LocalDB database 'Lasernet 10 Config' to 'C:\ProgramData\Fompipe Software\Lasernet 10\Config\Defau
2022-10-27 13:50:09.621;Lasernet Config;0;4348;0;0;Finished backing up LocalDB database 'Lasernet 10 Config' to 'C:\ProgramData\Fompipe Software\Lasernet 10\Config\Defau
2022-10-27 13:50:09.730;Lasernet Config;1;4348;0;0;Get app list
2022-10-27 13:52:22.269;1;19240;0;0;Get app list
2022-10-27 13:52:31.019;1;15936;0;0;Get server list
2022-10-27 13:52:36.680;1;16008;0;0;Get server list
2022-10-27 13:52:36.690;1;18540;0;0;Get active patches test
2022-10-27 13:52:36.694;1;15936;0;0;Get deployment history
2022-10-27 14:01:12.883;Lasernet Config;0;4348;0;0;Shutting down service..
2022-10-27 14:05:18.012;0;3652;0;0;Logfile in C:\ProgramData\Fompipe Software\Lasernet 10\Config\Default\
2022-10-27 14:05:18.034;Lasernet Config;0;3728;0;0;Listening on https://localhost:33443/
2022-10-27 14:05:18.034;Lasernet Config;0;3728;0;0;Listening on https://localhost:33443/
2022-10-27 14:05:18.034;Lasernet Config;1;3728;0;0;Embedded database path; 'C:\ProgramData\Fompipe Software\Lasernet 10\Config\Default\Databases\Repository'
2022-10-27 14:05:18.034;Lasernet Config;1;3728;0;0;Found embedded LocalDB configuration; 'b46cd801-860a-48cc-8da9-dfe1ebc2853c'
2022-10-27 14:05:18.034;Lasernet Config;1;3728;0;0;Found embedded LocalDB configuration; 'e6fde37c-4320-41e1-904b-f7d0518c7db4'
2022-10-27 14:05:18.060;Lasernet Config;0;3728;0;0;Backing up LocalDB database 'Lasernet 10 Configuration b46cd801-860a-48cc-8da9-dfe1ebc2853c' to 'C:\ProgramDat
2022-10-27 14:05:18.284;Lasernet Config;0;3728;0;0;Finished backing up LocalDB database 'Lasernet 10 Configuration b46cd801-860a-48cc-8da9-dfe1ebc2853c' to 'C:\F
2022-10-27 14:05:18.284;Lasernet Config;0;3728;0;0;Backing up LocalDB database 'Lasernet 10 Configuration e6fde37c-4320-41e1-904b-f7d0518c7db4' to 'C:\ProgramDat
2022-10-27 14:05:18.455;Lasernet Config;0;3728;0;0;Finished backing up LocalDB database 'Lasernet 10 Configuration e6fde37c-4320-41e1-904b-f7d0518c7db4' to 'C:\F
2022-10-27 14:05:18.455;Lasernet Config;0;3728;0;0;Backing up LocalDB database 'Lasernet 10 Config' to 'C:\ProgramData\Fompipe Software\Lasernet 10\Config\Defau
2022-10-27 14:05:18.690;Lasernet Config;0;3728;0;0;Finished backing up LocalDB database 'Lasernet 10 Config' to 'C:\ProgramData\Fompipe Software\Lasernet 10\Cor
2022-10-27 14:05:18.705;Lasernet Config;1;3728;0;0;Get app list
2022-10-31 15:18:07.835;0;3020;0;0;Logfile in C:\ProgramData\Fompipe Software\Lasernet 10\Config\Default\
2022-10-31 15:18:08.663;Lasernet Config;0;4288;0;0;Listening on https://localhost:33443/
2022-10-31 15:18:08.663;Lasernet Config;0;4288;0;0;Listening on https://localhost:33443/
2022-10-31 15:18:08.663;Lasernet Config;0;4288;0;0;Listening on https://server.local.cloudapp.azure.com:33443/
2022-10-31 15:18:08.803;Lasernet Config;1;4288;0;0;Embedded database path; 'C:\ProgramData\Fompipe Software\Lasernet 10\Config\Default\Databases\Repository'
2022-10-31 15:18:08.803;Lasernet Config;1;4288;0;0;Found embedded LocalDB configuration; 'b46cd801-860a-48cc-8da9-dfe1ebc2853c'
2022-10-31 15:18:08.803;Lasernet Config;1;4288;0;0;Found embedded LocalDB configuration; 'e6fde37c-4320-41e1-904b-f7d0518c7db4'
2022-10-31 15:18:32.595;Lasernet Config;0;4288;0;0;Backing up LocalDB database 'Lasernet 10 Configuration b46cd801-860a-48cc-8da9-dfe1ebc2853c' to 'C:\ProgramDat
2022-10-31 15:18:34.892;Lasernet Config;0;4288;0;0;Finished backing up LocalDB database 'Lasernet 10 Configuration b46cd801-860a-48cc-8da9-dfe1ebc2853c' to 'C:\F
2022-10-31 15:18:36.424;Lasernet Config;0;4288;0;0;Backing up LocalDB database 'Lasernet 10 Configuration e6fde37c-4320-41e1-904b-f7d0518c7db4' to 'C:\ProgramDat
2022-10-31 15:18:36.986;Lasernet Config;0;4288;0;0;Finished backing up LocalDB database 'Lasernet 10 Configuration e6fde37c-4320-41e1-904b-f7d0518c7db4' to 'C:\F
2022-10-31 15:18:37.268;Lasernet Config;0;4288;0;0;Backing up LocalDB database 'Lasernet 10 Config' to 'C:\ProgramData\Fompipe Software\Lasernet 10\Config\Defau
2022-10-31 15:18:38.049;Lasernet Config;0;4288;0;0;Finished backing up LocalDB database 'Lasernet 10 Config' to 'C:\ProgramData\Fompipe Software\Lasernet 10\Cor
2022-10-31 15:18:38.268;Lasernet Config;1;4288;0;0;Get app list
Ln 225, Col 1 100% Windows (CRLF) UTF-8
```

Ports

In order to reach your Lasernet server remotely, you must allow the connection to the Lasernet port. The default Lasernet 10 port is 33443.

Please reach out to your IT department regarding the following steps as your security settings may need adjusting.

For example, below is the newly opened inbound port in Windows Defender Firewall:

Name

Specify the name and description of this rule.

Steps:

- Rule Type
- Protocol and Ports
- Action
- Profile
- **Name**

Name:
Lasemet33443

Description (optional):

< Back Finish Cancel

Hosted on Azure

If your server is hosted in Azure, you will need to add an NSG inbound port rule.

Inbound port rules Outbound port rules Application security groups Load balancing

Network security group: networkSecurityGroup (attached to subnet: Subnet)

Impacts 1 subnets, 1 network interfaces

Add inbound port rule

Priority	Name	Port	Protocol	Source	Destination	Action	
100	Rdp0	3389	TCP	Any	Any	Allow	...
200	HTTP	80	TCP	Any	Any	Allow	...
210	FILES	8080	TCP	Any	Any	Allow	...
220	HTTPS	443	TCP	Any	Any	Allow	...

Ensure you open port **33443** and pick **TCP**.

Source ⓘ
Any

Source port ranges * ⓘ
*

Destination ⓘ
Any

Service ⓘ
Custom

Destination port ranges * ⓘ
33443


Protocol
 Any
 TCP
 UDP
 ICMP

Action
 Allow
 Deny

Priority * ⓘ
310 ✓

Name
LasernetConfig

Description
Remote Access for Lasernet Developer and Config Server

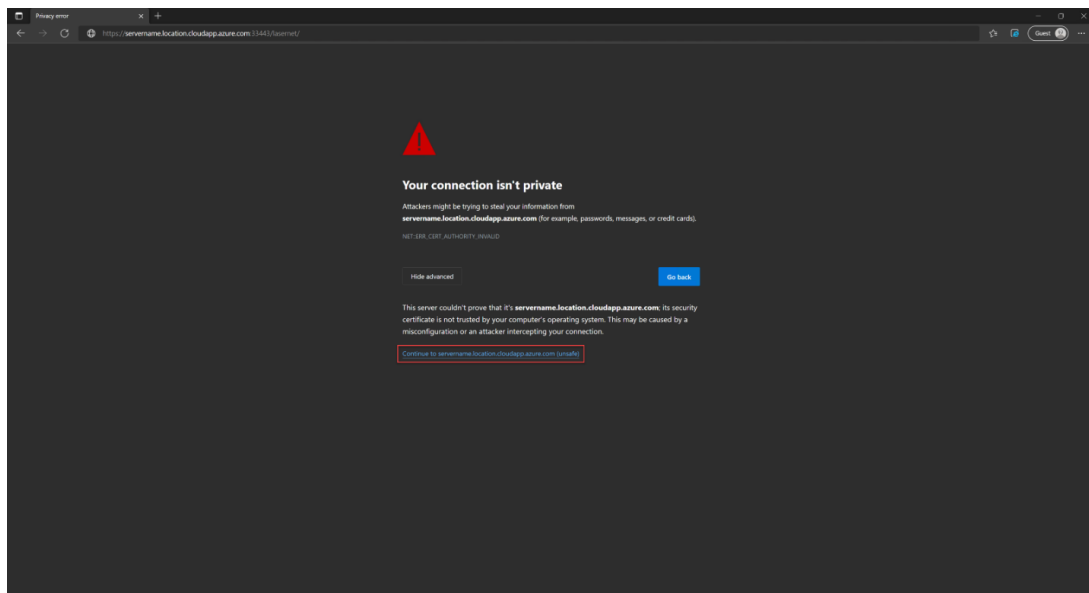
 Give feedback

Accessing Lasernet Web Portal with FQDN

You can access the Web Portal by browsing "https://FQDN:33443/lasernet/". In our example

the FQDN is "servername.location.cloudapp.azure.com", but yours may vary.

If the "Your connection isn't private" error shows up, select **advanced**, and press "**continue to FQDN.com (unsafe)**".



Connecting to the Lasernet Server from Lasetnet Developer on a local machine

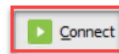
1. Install Lasetnet Developer on your local machine and load a valid license into the Developer License manager.
2. Launch Lasetnet Developer on your local machine.
3. Set the server to the FQDN of the server that you created previously and click connect.



Connect to Lاسernet

Server:

Remember me?

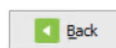


4. Enter your login credentials.



Sign in

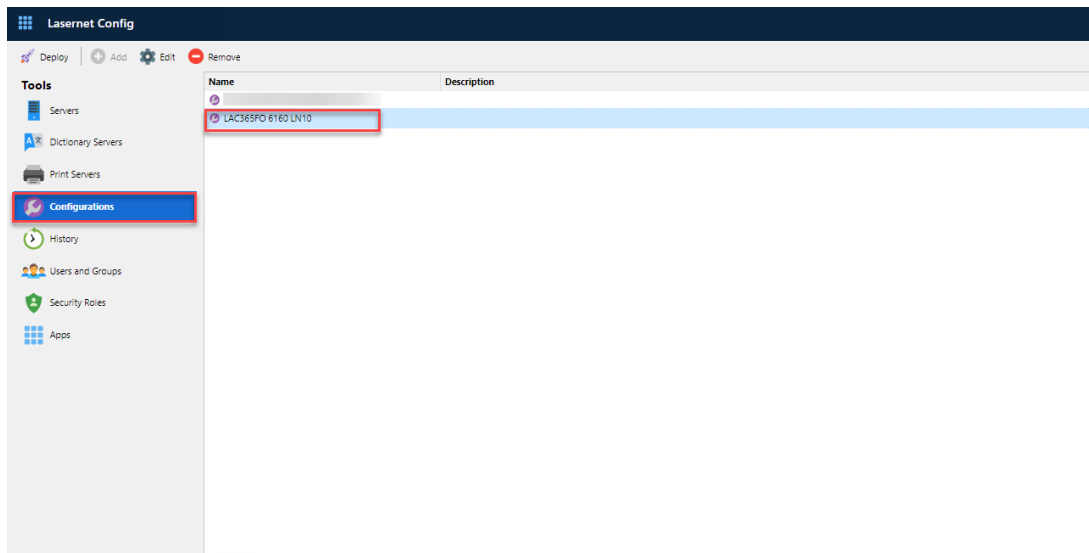
Lasernet 10.3.0 (Build: 3)



The Lasernet Developer on your local machine is now connected to your Lasernet server. You can make developments on the Lasernet developer locally. Any objects that you create will be saved and deployed on the Lasernet server.

Verify successful connection

1. Commit and deploy changes on the local machine.
2. Go to the browser and access the Web Portal.
3. Login, select Configurations and then select your Configuration.



4. Select **Revisions**, and ensure that your Revision displays the correct Date and Author.

