

How to Connect to Formpipe Cloud.

Alex Clemons - 2024-08-01 - Comments (0) - Formpipe Cloud General Information

Formpipe.cloud

This article provides information about the hosted Lasernet and Autoform DM deployments.

Connecting to the Formpipe Cloud Service

Note

The details shown in the images are examples.

Lasernet Version

10.2

Lasernet License

License Type	Activation Code	No. of Activations
Developer 1:	-	-

Lasernet Connection Properties

Property	Value
Web URL for Lasename Portal	https://config-ln.rctusa.formpipe.cloud:33443/lasernet
URL for Developer:	config-ln.rctusa.formpipe.cloud:33443/lasernet
Username	admin
Password	p3rbC9IW]@ty

Autoform DM Version Installed

Autoform DM Version

10.2.1

Autoform DM Connection Properties - TEST

Property	Value
Web URL for DM	https://test-dm.rctusa.formpipe.cloud
Username	admin
Password	hXMco8d1=ph&

Lasernet Service Properties

Service Details

Property	Value
Lasernet Instance	Test1
Lasernet Instance	Production1

Azure Service Bus Details

Instance	Connection String
Test	Endpoint=sb://sb-rct-test.servicebus.windows.net/;EntityPath=test;SharedAccessKeyName=FormpipeCloud;SharedAccessKey=4KDaa2dg0Ljdrp8hpnzUI8YVTbZazM8PbjE4neLd9GU=;
Production	Endpoint=sb://sb-rct-test.servicebus.windows.net/;EntityPath=prod;SharedAccessKeyName=FormpipeCloud;SharedAccessKey=4KDaa2dg0Ljdrp8hpnzUI8YVTbZazM8PbjE4neLd9GU=;

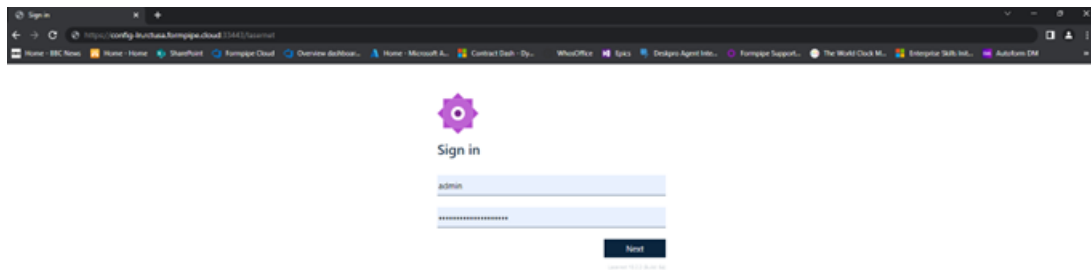
Azure Print Storage Account Details

Instance	Connection String
Test-Spool	DefaultEndpointsProtocol=https;AccountName=saprintcttestB303;AccountKey=OSCK+JCd467ASqpaZINsljmFruTDm4qjAx0UWWe2EDOvWfVp61UVTw6cylz8lsNWIG2hw/NvF5M+ASl2a3cgA=;;EndpointSuffix=core.windows.net

How to connect to Formpipe Cloud

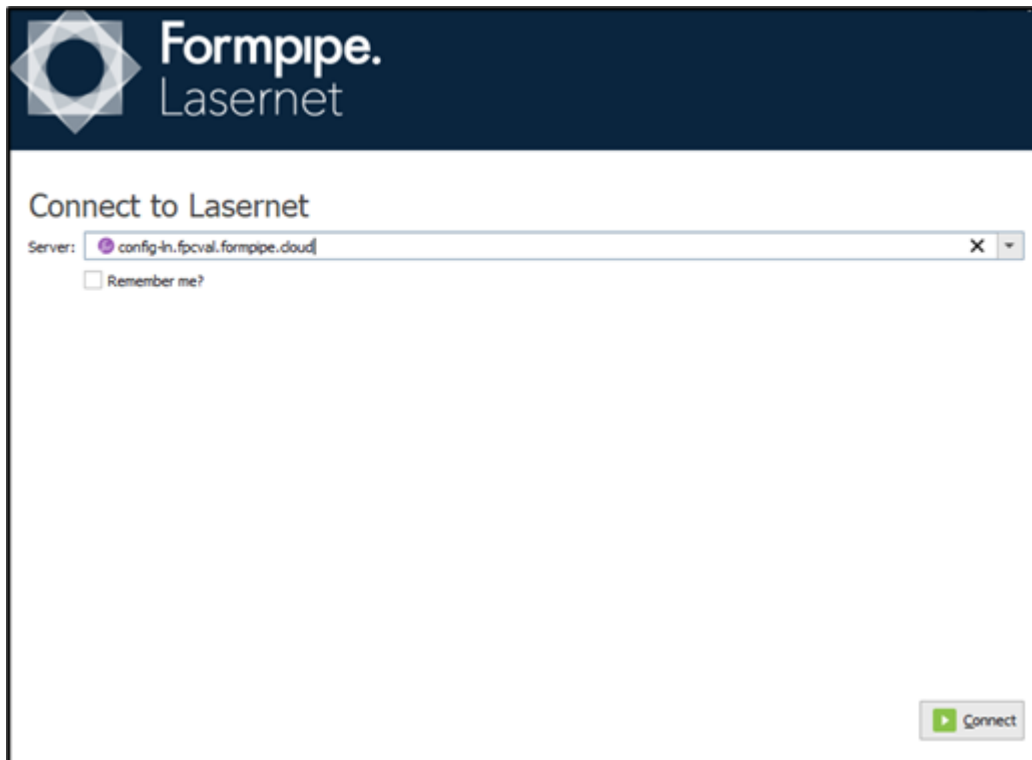
Lasernet

1. Open your local copy of the Lasernet Developer Licence Manager.
2. Activate the Developer application using the Developer Licence Activation Code.
3. Navigate to the **web URL** to access the config portal using the **Username** and **Password** provided.

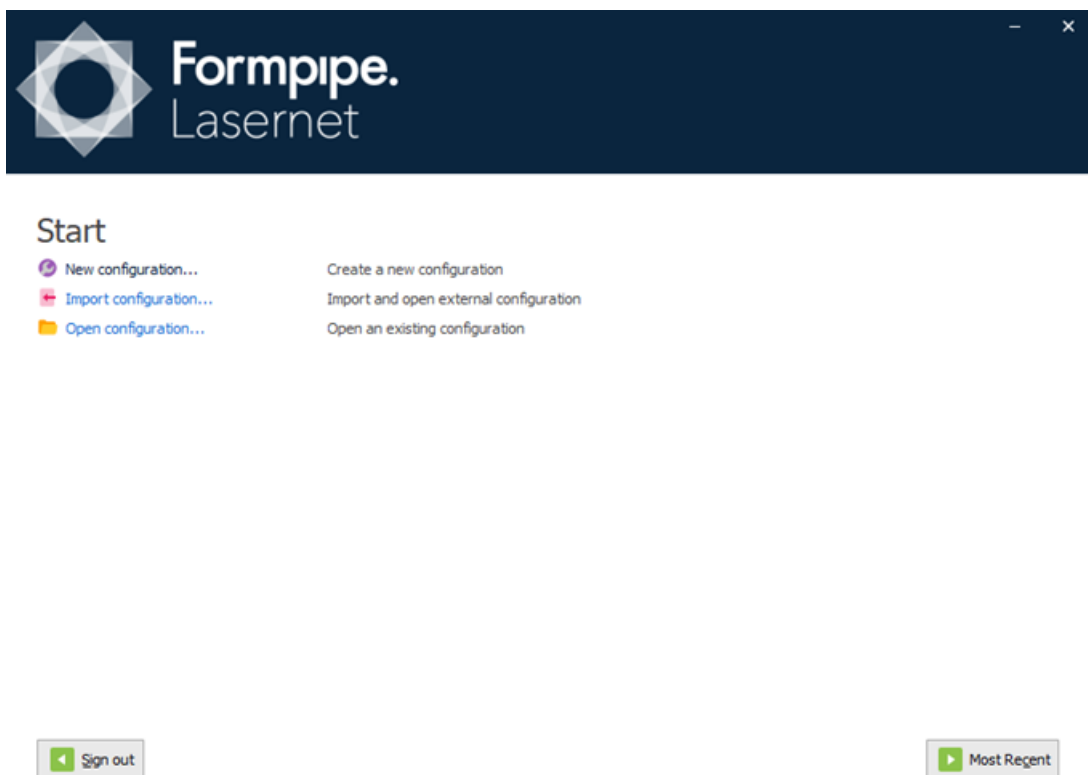


4. Access Lasernet Developer by using the **URL for Developer** to connect, and the **Username** and **Password** provided.

5. Click **Connect**.



The Lasternet Start page is displayed:

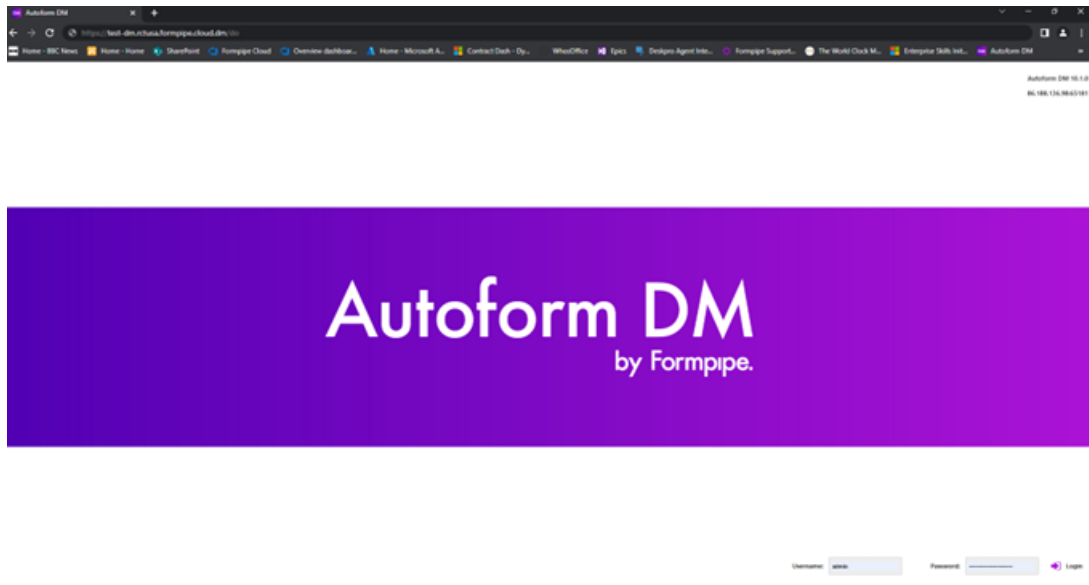


How to connect to Formpipe Cloud

Autoform DM

1. Copy the **Autoform DM URL** into your web browser and navigate to the site.

2. Enter the Username and Password provided.



Related Content

- [How to activate a license online using Lasernet License Manager](#)
- [An Introduction to Formpipe Cloud](#)
- [FormBytes - DM video tutorial released - Updating a DM License](#)
- [FormBytes - Lasetnet License Manager video tutorials](#)