

## Error Message: "Variable LasernetPrinter has not been declared."

- 2024-01-23 - Comments (0) - AX 2012 FAQs



This article provides a solution to the compilation error: "*Variable LasernetPrinter has not been declared*".

Compiler output				
<span style="color: red;">✖</span> 4 Errors <span style="color: orange;">⚠</span> 0 Warnings <span style="color: blue;">🔍</span> 0 Best practices <span style="color: green;">✔</span> 0 Tasks <span>Reset</span> <span>Edit</span> <span>Setup ▾</span> <span>»</span>				
	Description	Path	Line	Method/Property name
✖	Variable LasernetPrinter has not been declared.	\Classes\LACPrinterHelper\GetLocalPrinterDetails	15	GetLocalPrinterDetails
✖	Variable LasernetPrinter has not been declared.	\Classes\LACPrinterHelper\GetLocalPrinters	18	GetLocalPrinters
✖	Variable LasernetPrinter has not been declared.	\Classes\LACPrinterHelper\GetDefaultPrinterFr...	9	GetDefaultPrinterFromAOS
✖	Variable LasernetPrinter has not been declared.	\Classes\LACPrinterHelper\GetDefaultPrinterFr...	26	GetDefaultPrinterFromClient

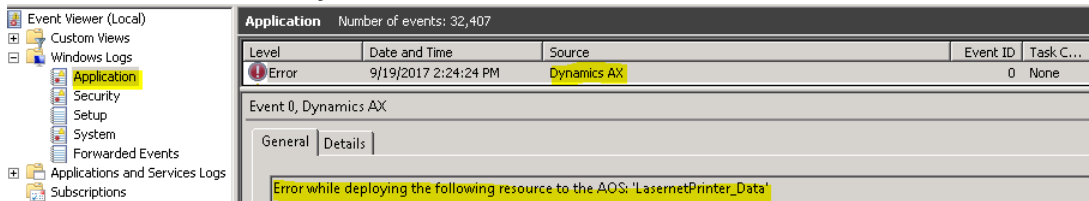
This compile error occurs due to either DLL file(s):

- being unavailable on the AOS server.
- missing on the AX client.

Therefore DLL files must be deployed to the AOS server and AX client.

If AX gives an error when it tries to deploy the DLL file(s) to the AOS, then it will create an entry in the event log.

In the sample below it couldn't save the file `LasernetPrinter.Data.dll` to the AOS servers Bin folder (C:\Program Files\Microsoft Dynamics AX\60\Server\MicrosoftDynamicsAX\Bin\):



The screenshot shows the Windows Event Viewer with the 'Application' log selected. An error event is visible with the following details:

Level	Date and Time	Source	Event ID	Task Category
Error	9/19/2017 2:24:24 PM	Dynamics AX	0	None

The event details pane shows the message: "Error while deploying the following resource to the AOS: 'LasernetPrinter\_Data'"

### Resolution

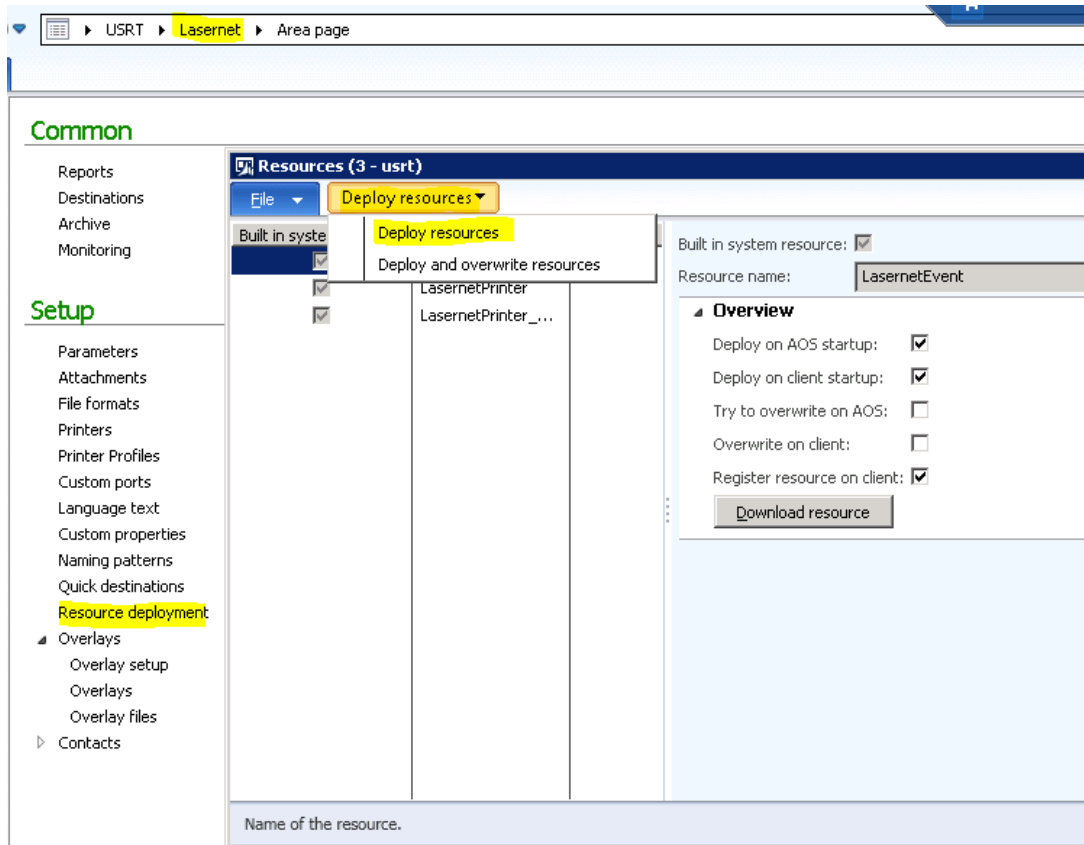
The following DLL files need to be in the AOS server and clients Bin folder in order to compile correctly.

- `LasernetEvent.dll`
- `LasernetPrinter.dll`

- LasernetPrinter.Data.dll

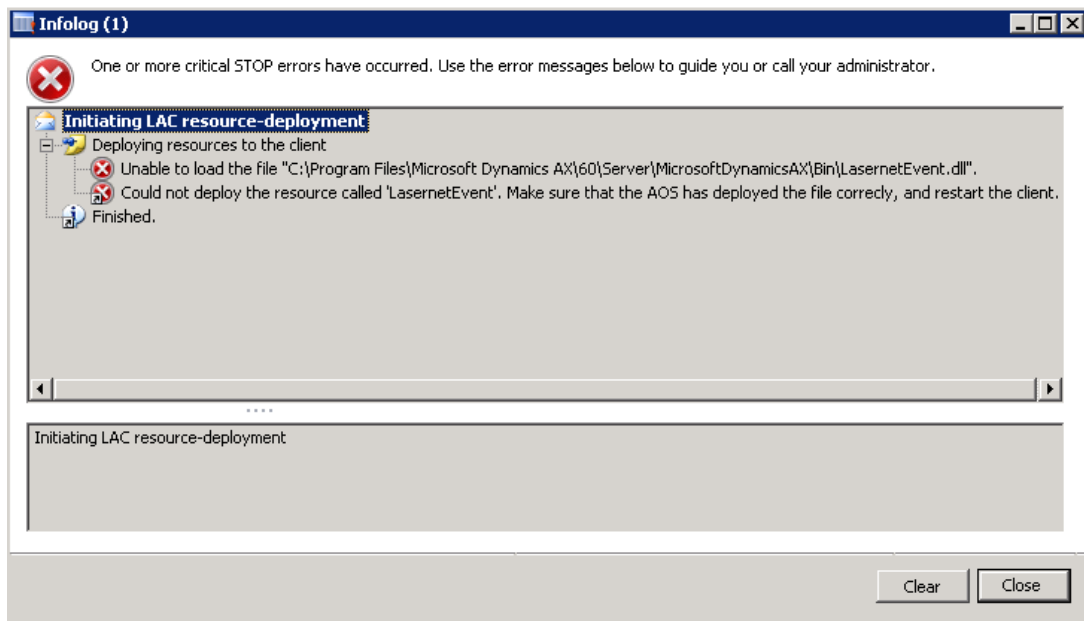
If this doesn't work you can try to deploy manually from the AX client. Please follow these steps to do so:

1. Right-click AX client and select "**run as administrator**".
2. Select **Lasernet > Setup > Resource deployment**.
3. Select **Deploy resources > Deploy resources**.



If the above fails, you will get an Infolog.

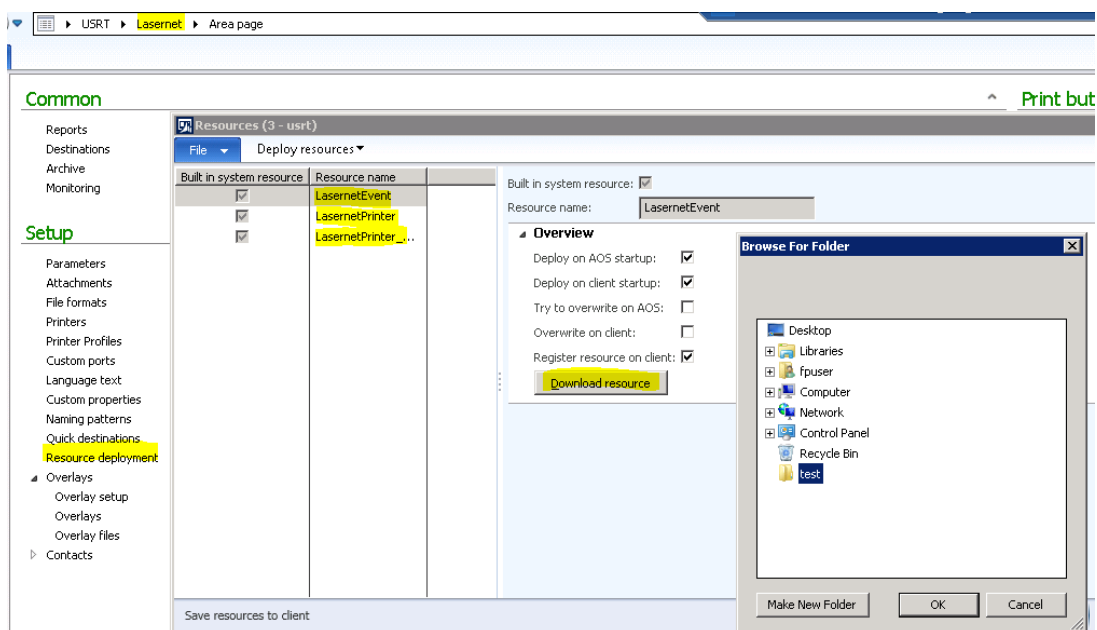
The image below shows an example of DLL file(s) missing from the AOS server:



If all the above fails, you can try to copy the DLL file(s) manually.

This is only recommended for testing purposes.

1. Right-click AX client and select "**run as administrator**".
2. Select **Lasernet** > **Setup** > **Resource deployment**.
3. Select the DLL file one by one and click on the **Download resource** button.



4. Stop the AX client and the AOS server.

5. Copy the DLL files into their Bin folders e.g.:

C:\Program Files\Microsoft Dynamics AX\60\Server\MicrosoftDynamicsAX\Bin\

C:\Program Files (x86)\Microsoft Dynamics AX\60\Client\Bin

The folder path can vary.

Problems with the DLL files are normally due to missing user rights to the Bin folder  
e.g. on the client if you are not a local admin.