

Error Message: "Lasetnet report [Lasetnet report name] '[character]'...position [position number]"

Alex Clemons - 2023-12-11 - Comments (0) - Lasetnet FO Connector FAQs

Lasetnet for Dynamics 365

This article provides a solution for the following error message:

Error

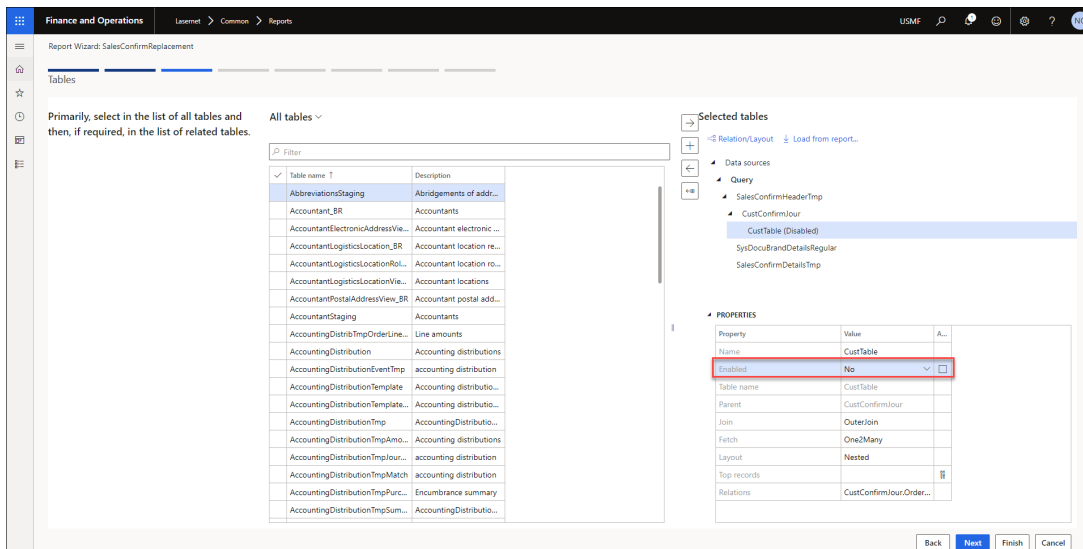
Lasetnet report [Report Name] '[character]', hexadecimal value [hexadecimal value], is an invalid character. Line 1, position [position number].

This error occurs when there is at least one character in the data that is not recognized by Dynamics 365 Finance and Operations and the Lasetnet Connector. This is most likely to occur when data has been copied from one source and pasted into FO.

Solution

To correct this error, you will need to identify the faulty data and remove the unrecognizable character. The following steps can be carried out to help identify the character in the data:

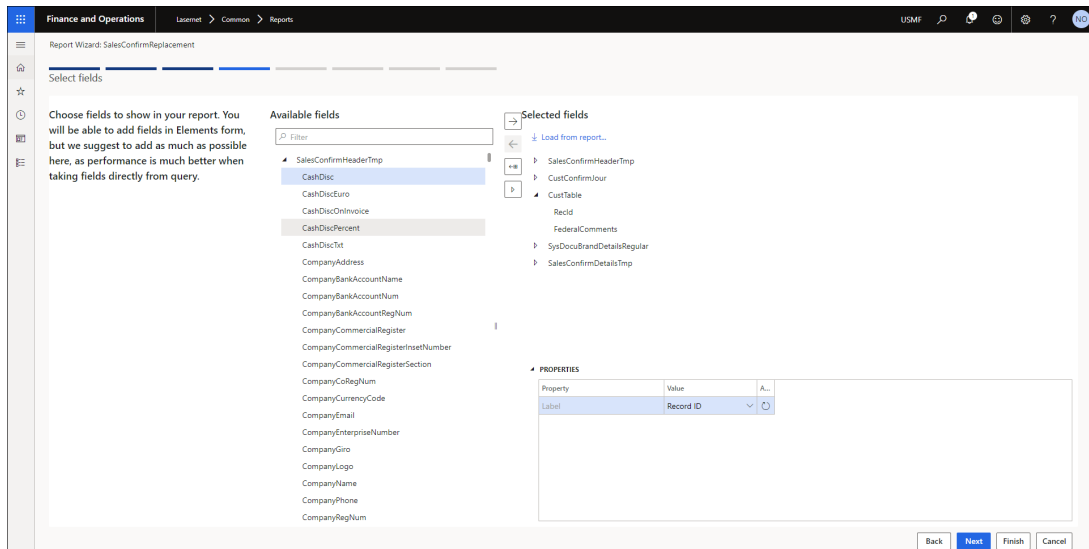
1. Verify what table in your query has the faulty data by going to the Query Wizard and disabling the table you suspect. Run the report, has the error stopped?



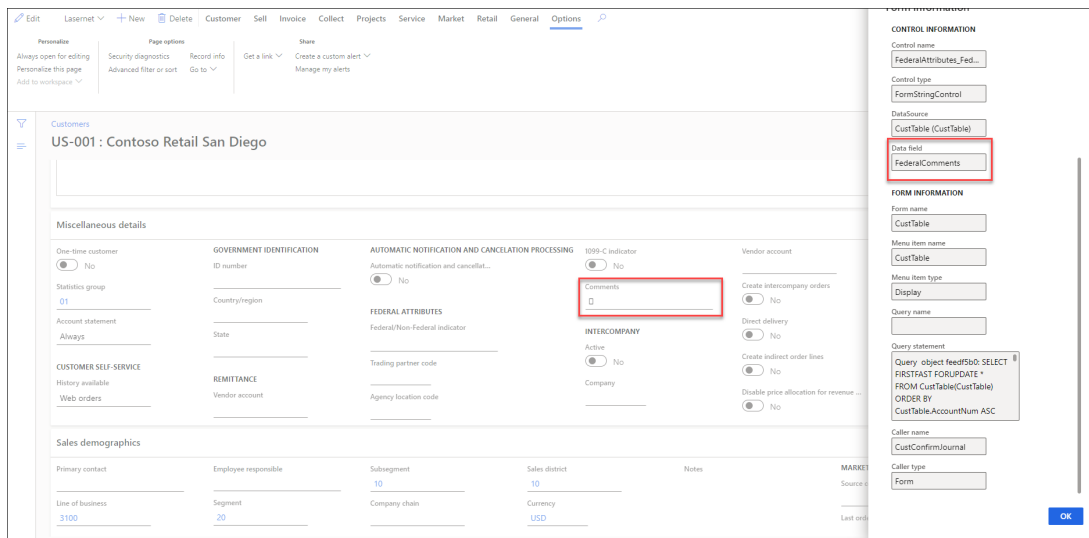
The screenshot shows the Microsoft Dynamics 365 Query Wizard interface. The 'Selected tables' pane on the right shows a list of tables, with 'CustTable (Disabled)' selected. The 'PROPERTIES' pane below it shows the 'Enabled' property set to 'No'.

Property	Value	A...
Name	CustTable	
Enabled	No	<input type="checkbox"/>
Table name	CustTable	
Parent	CustConfirmJour	
Join	OuterJoin	
Fetch	One2Many	
Layout	Nested	
Top records		
Relations	CustConfirmJour.Order...	

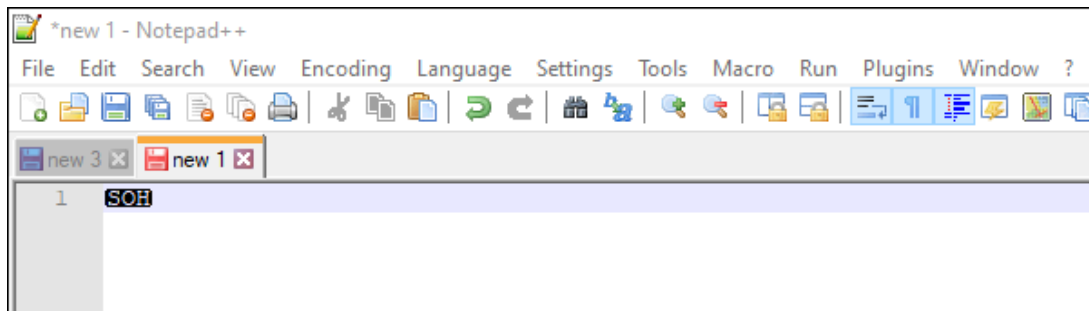
2. Now that you know which table contains the field throwing the error, review which fields from that table were added in the Query Wizard.



3. Check these specific fields in Dynamics 365 FO. For example, if the table with the field throwing the error is the CustTable, go to the Customer account and review the fields you are calling on in the report. You may be able to see the hexadecimal character displayed as an empty box as FO will not be able to display these characters either.



You can use third-party software such as Notepad++. Copy the fields into Notepad++, enable **View > Show Symbols > Show Whitespace** and **TAB** to ensure no special characters are in any of your fields.



4. Remove the field and run the report as normal.

The following is an example of what an invalid field may look like within FO:

Customers
US-001 : Contoso Retail San Diego

Miscellaneous details 01 | Always ^

One-time customer <input type="radio"/> No	GOVERNMENT IDENTIFICATION ID number _____ Country/region _____ State _____	AUTOMATIC NOTIFICATION AND CANCELATION PROCESSING Automatic notification and cancellat... <input type="radio"/> No	1099-C indicator <input type="radio"/> No Comments □	Vendor account Create intercompany orders <input type="radio"/> No Direct delivery <input type="radio"/> No Create indirect order lines <input type="radio"/> No Disable price allocation for revenue ... <input type="radio"/> No
Statistics group 01		FEDERAL ATTRIBUTES Federal/Non-Federal indicator _____ Trading partner code _____ Agency location code _____	INTERCOMPANY Active <input type="radio"/> No Company _____	
Account statement Always	REMITTANCE Vendor account _____			
CUSTOMER SELF-SERVICE History available Web orders				

Copying this field into Notepad++ we see the following which indicates it is a control character and invalid:

