

## Error Message: 'Function ProdRouteCardController.setRange has been called with the wrong table.'

- 2023-12-01 - Comments (0) - Lasetnet FO Connector FAQs

# Lasernet for Dynamics 365

Users may receive the following error when printing the ProdRouteCard report from

**Lasernet > Common > Reports:**

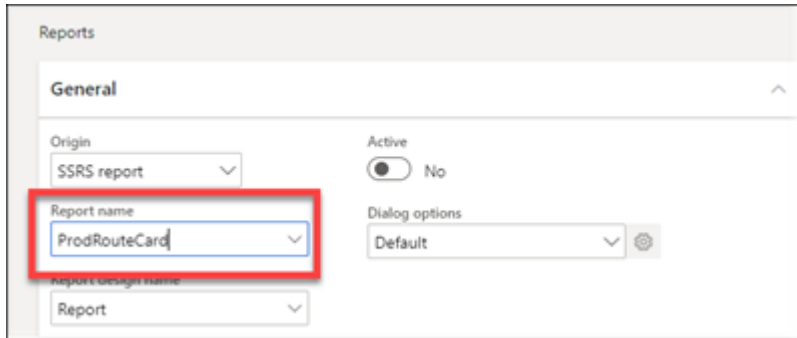
Error

Function ProdRouteCardController.setRange has been called with the wrong table.

This error is a standard AX error that is caused by the ProdRouteCardController class not finding the Production order origin.

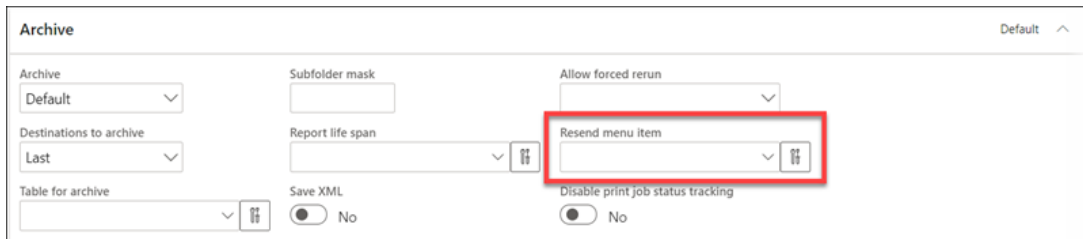
To resolve this issue, follow these steps:

1. Navigate to **Lasernet > Common > Reports**.
2. Ensure that **ProdRouteCard** in the **Report name** field is displayed.



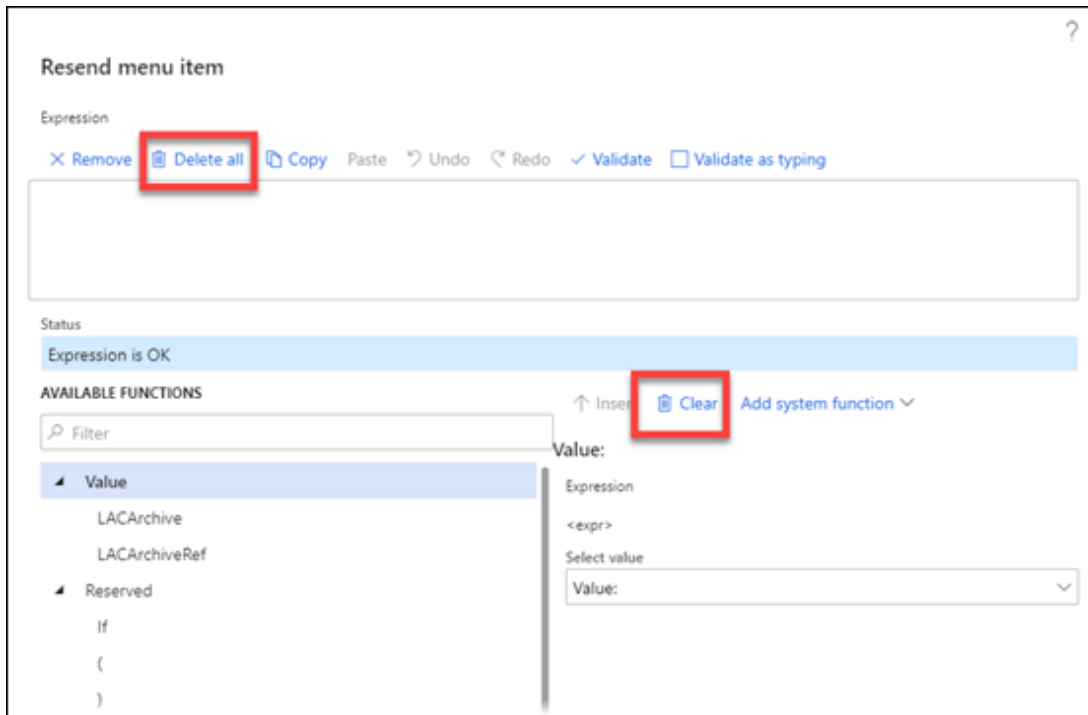
The screenshot shows the 'Reports' configuration page. Under the 'General' tab, the 'Report name' dropdown menu is highlighted with a red box and contains the text 'ProdRouteCard'. Other fields include 'Origin' (SSRS report), 'Active' (No), 'Dialog options' (Default), and 'Report design name' (Report).

3. Expand **Archive** and locate the **Resend menu item** dropdown.



The screenshot shows the 'Archive' configuration page. The 'Resend menu item' dropdown menu is highlighted with a red box. Other fields include 'Archive' (Default), 'Subfolder mask', 'Allow forced rerun', 'Destinations to archive' (Last), 'Report life span', 'Table for archive', 'Save XML' (No), and 'Disable print job status tracking' (No).

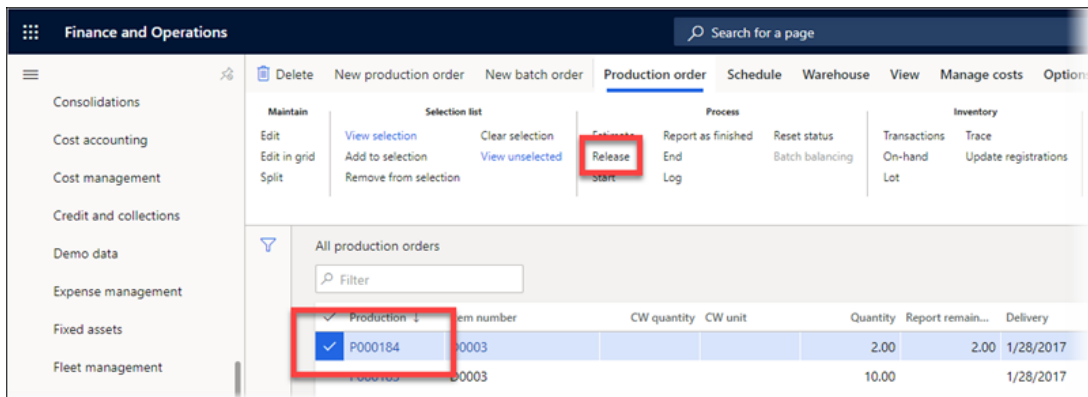
4. Click the **Editor** button next to the dropdown menu, select **Delete all** and then **Clear**.



### Running the report

The report should be running normally when the record itself is run in Dynamics 365. To run this report from the record in Dynamics 365, follow these steps:

1. Navigate to **Production control > Production orders > All production orders**.
2. Select the record and then click the **Release** option on the Action pane.



3. Click **General**, toggle the **Print route card** button to **Yes** and select **Setup** to set options for your output distribution method.

## Release

Select [Default values](#)

Overview **General** Run in the background

Production

P000184

Name

StandardSpeaker

References

Yes

Print job card

No

Setup

Print route job

No

Setup

Print route card

Yes

Setup

### RELEASE TO WAREHOUSE

From Oper. No.

To Oper. No.

Released quantity

Unit

Late selection

No

OK

Cancel