

Knowledgebase > Lasernet FO Connector > Lasetnet FO Connector FAQs > Error Message: "Customer#, Invoice# was not delivered because of a print management setup issue" and "SQL server cannot create a row...size of 8060".

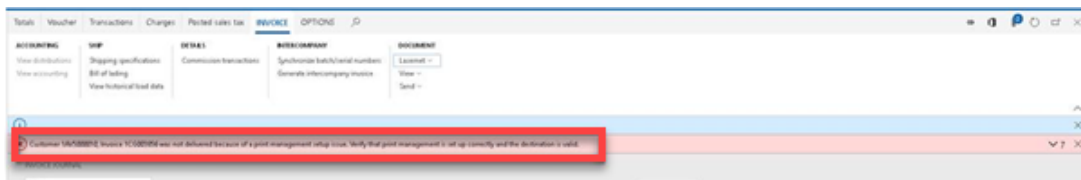
Error Message: "Customer#, Invoice# was not delivered because of a print management setup issue" and "SQL server cannot create a row...size of 8060".

- 2023-11-30 - Comments (0) - Lasetnet FO Connector FAQs

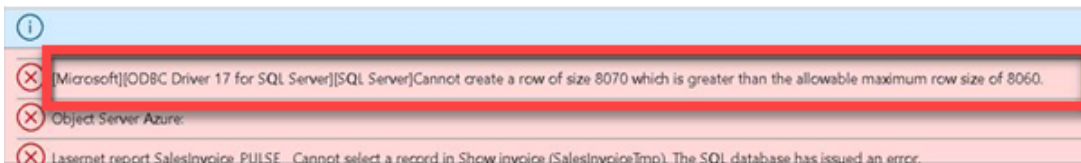
Lasernet for Dynamics 365

When generating a document, you may get the following error message:

'Customer#, Invoice# was not delivered because of a print management setup issue'

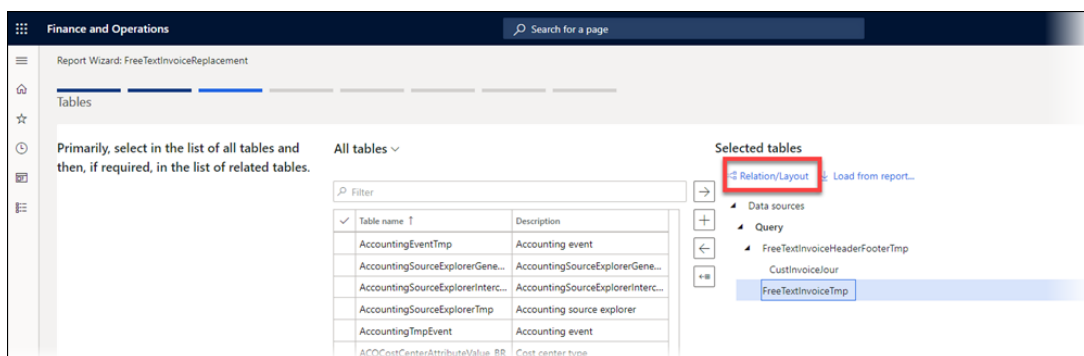


When the error message is expanded, the following additional error messages are shown:

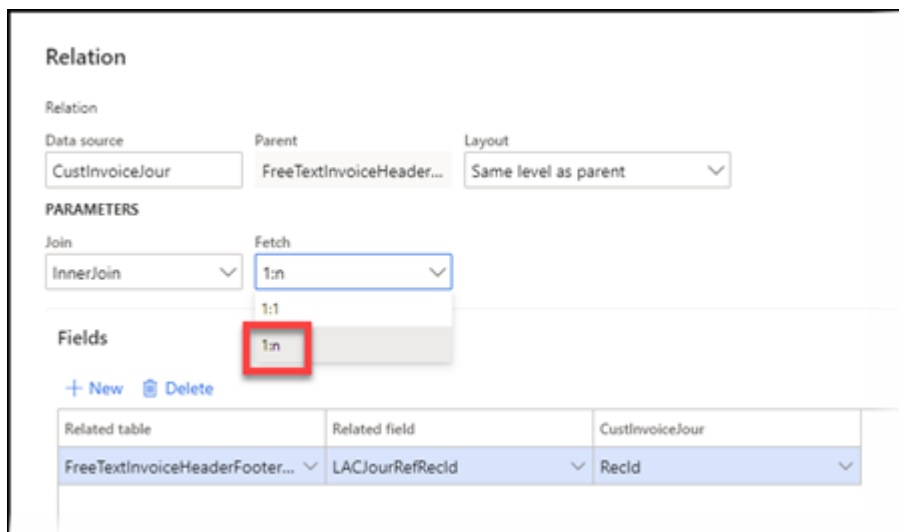


This error is related to the standard Dynamics 365 Finance and Operations/SQL and is caused because the fetch to the SQL server is getting too complex. To resolve this issue, follow these steps:

1. Click the **Modules** button in the Navigation pane, select **Lasernet > Report**.
2. Open the **Query Wizard**, select **Build Query with Wizard** and click **Relation/Layout**.



3. In the Fetch dropdown, replace **1:1** with **1:n** which will simplify the SQL-fetch and remove the error. **1:n** should be the default fetch.



Related Content

- [Performance Considerations for Lasernet](#)